









3 years warranty



- 
 Remote Control
- 
 Button contactless
- 
 Card Reader
- 
 QR Code Reader
- 
 Fingerprint Reader
- 
 Facial Reader
- 
 Hand Palm Reader

Qualica-RD **SUN**

Full height turnstile with wheelchair door and protective roof

Qualica-RD SUN QR408-FS is a high security access control turnstile for people with reduced mobility. It incorporates solid roof protection against rain to resist bad weather and intrusions. Suitable for pedestrian and wheelchair access. Choice of one-way or two-way, exterior or interior.

Usually combined with full-height railing. Non-return function: only one person passes through at a time. The body is made of stainless steel, durable, rustproof and waterproof. Can be integrated with third party systems.

3 years warranty. Ideal for high security areas such as embassies, stadiums, banks, prisons, oil fields, construction, stations, etc.



SUN QR408-FS Full Height Turnstile

FOR PEDESTRIANS AND WHEELCHAIRS

Features

- Durable performance. Fast operation and response.
- Equipped with self-regulating hydraulic damping device. No noise and no impact in operation.
- Lock structure: security can control both entry and exit, for example, in case of power failure, people can go out but cannot enter unless authorized by security.
- Automatic reset function: the arm automatically locks in 5s (can be adjusted) if the passenger takes time to enter.
- Supports any kind of external device solution (readers, video door phone, keypad, etc).



Technical specifications

Communication	Dry contact, relay signal, RS485	<p>660 mm for normal pitch and 600 mm for bicycles</p>
Material	304 stainless steel	
Arm support	120° rotors with 3 sections	
Dimensions	2450 * 1264 * 2580mm	
Inside height	2080mm	
Net weight	430kg/unit	<p>Customizable Logo Manual control input</p>
Clearance width	2 rails; 660mm/rail (pedestrian), 900mm/rail (wheelchair)	
Pitch direction	Unidirectional and Bidirectional	
MCBF	10 million	
Power supply	AC220V/110V, 50/60Hz	
Operating voltage	24V DC	
Power consumption	40W	
Operating temperature	-15 °C - 60 °C	
Operating humidity	0 ~ 95% (No freezing)	
Operating environment	Indoor / outdoor	
Flow rate	30 persons per minute	
LED indicator	Yes	
Emergency	Automatic opening of the arm when switched off	

Dimensions (mm)

